

BVLGARI

×

MB&F

Serpenti

Congratulations on your purchase!

You are the proud owner of a high complication timepiece
by MB&F and Bvlgari.

Serpenti mechanisms are highly complex, so please read these
instructions carefully before operating your timepiece.

About the Bvlgari x MB&F Serpenti

Engine

Manual-winding in-house movement.

Bespoke flying 14 mm balance wheel with four traditional regulating screws floating above the domed dials.

Super-LumiNova on the hour and minute domes and markers.

Single barrel with 45 hours of power reserve.

Frequency: 18,000 bph / 2.5Hz.

Number of components: 310

Number of jewels: 32

Left crown at 11 o'clock for winding; right crown at 1 o'clock for setting the time

Serpenti

Functions

07

Operating instructions - Winding

09

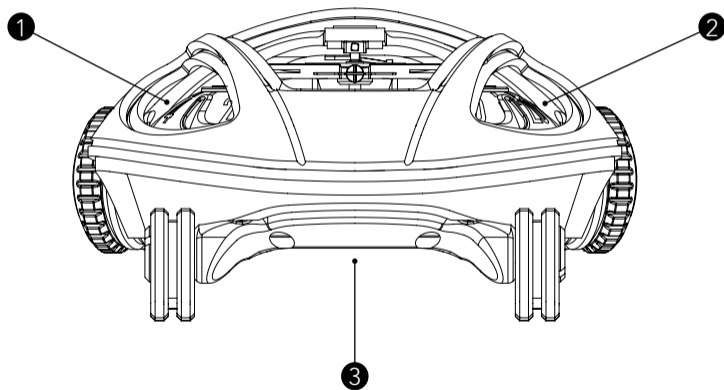
Operating instructions - Power reserve

11

Operating instructions - Time setting

13

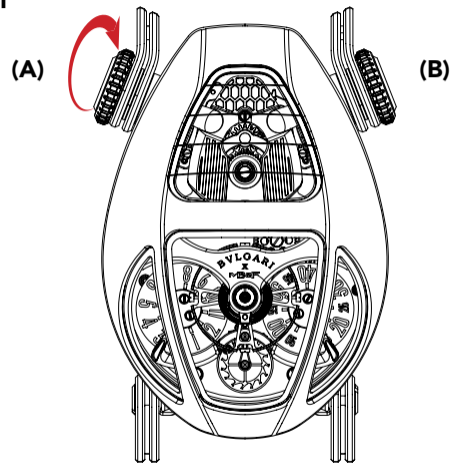
Serpenti



Functions

- 1 Hours
- 2 minutes
- 3 Power reserve indicator

Serpenti

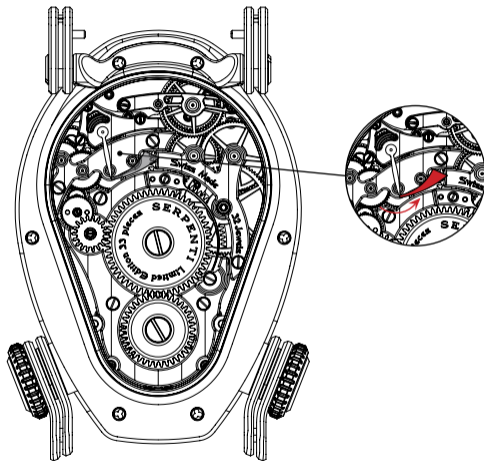


Operating instructions - Winding

Your watch is equipped with a manual winding movement.

If it has stopped, wind the movement by turning the crown (A) clockwise till the maximum power reserve capacity.

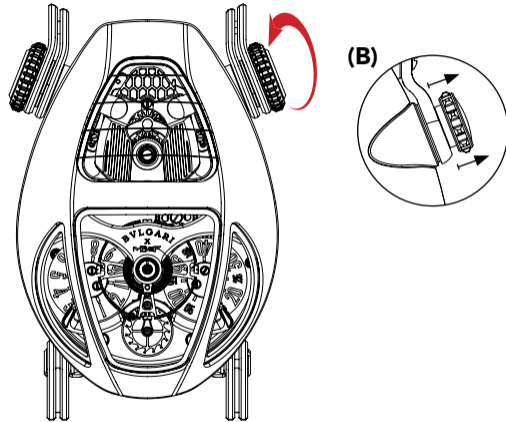
Serpenti



Operating instructions – power reserve

When the power reserve hand is placed on the far left of the indicator, the power reserve is empty. When the hand is placed on the far right, the capacity is full.

Serpenti



Operating instructions - time setting

Pull the crown (B) in position "out" and rotate to set the time.
Push the crown back against the case when finished.

